



SIGNATURE VILLAS

Gated community of upmarket villas in Beverly Hills



Where Beautiful Living Begins




Where Beautiful Living Begins

Signature villas is a urban haven where beautiful living begins in a peaceful and serene surroundings. It is an exclusive gated community of contemporary villas in Beverly Hills, adjacent to Jubilee Hills. The upmarket community features 19 east and west facing villas beautifully laid out in 2.25 acres of prime property with a beautiful clubhouse and landscaped open spaces in a safe and secure environment.



Close to everything that matters.

A luxurious urban lifestyle is incomplete if one doesn't have the luxury of time. And Signature Villas scores very high on this most important parameter. It is a community that is close to everything that matters the most, be it top educational institutes, upmarket restaurants, trendy shopping malls, health care centers or work places, all are within 5 to 15 minutes drive away.





PROXIMITY:

JUBILEE HILLS	< 5 MINS
MADHAPUR	< 5 MINS
HI-TECH CITY	< 10 MINS
HICC / NOVOTEL	< 10 MINS
INORBIT MALL	< 10 MINS



SITE PLAN





OVERVIEW

Project Name : Signature Villa
 Location : Beverly Hills, near Jubilee Hills.
 Total Land Area : 2.25 Acres
 Total No. of Units : 19 Villas: east and west facing
 Area of 4 BHK Unit : 335 Sq Yds - 4400 Sft. builtup





Welcome to a privileged lifestyle

Walk into Signature Villas and experience a great sense of satisfaction. It features a home that is in the heart of city, more specifically in an upmarket neighbourhood. Signature Villas is sure to offer a lifestyle currently limited to only the privileged few, one that is defined by privacy, class, open spaces, in an uplifting environment that is safe with round the clock security. It undoubtedly offers a signature lifestyle.

EAST FACING VILLA





EAST FACING VILLA FLOOR PLAN

GROUND FLOOR PLAN



FIRST FLOOR PLAN



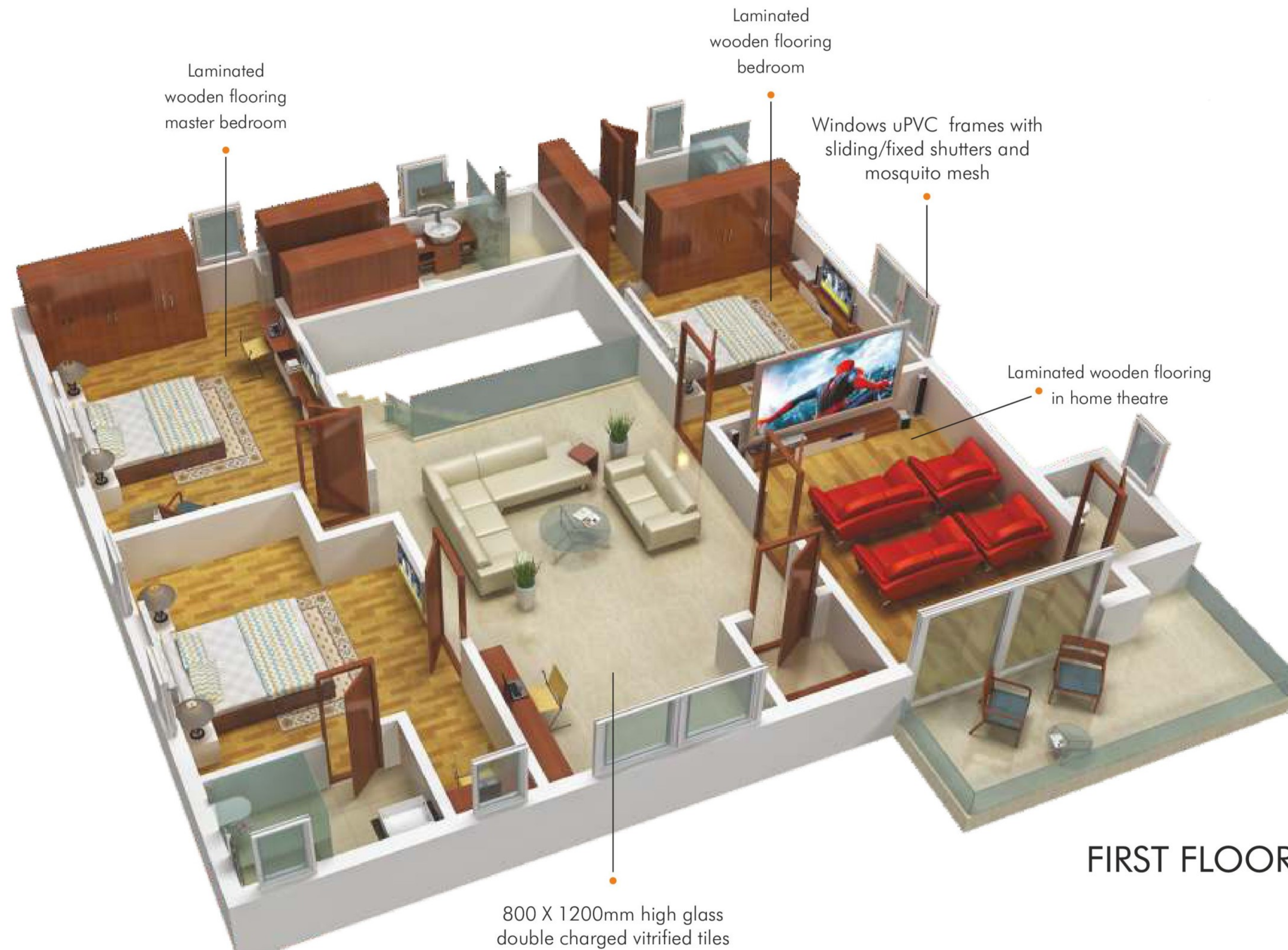
PLOT AREA - 335 SQ YDS.

GROUND FLOOR AREA - 2,155 SFT. | FIRST FLOOR AREA - 2,155 SFT. | TOTAL BUILT UP AREA - 4,310 SFT.

EAST FACING VILLA



GROUND FLOOR PLAN



Laminated wooden flooring master bedroom

Laminated wooden flooring bedroom

Windows uPVC frames with sliding/fixed shutters and mosquito mesh

Laminated wooden flooring in home theatre

800 X 1200mm high glass double charged vitrified tiles

FIRST FLOOR PLAN

WEST FACING VILLA



WEST FACING VILLA FLOOR PLAN

GROUND FLOOR PLAN



FIRST FLOOR PLAN



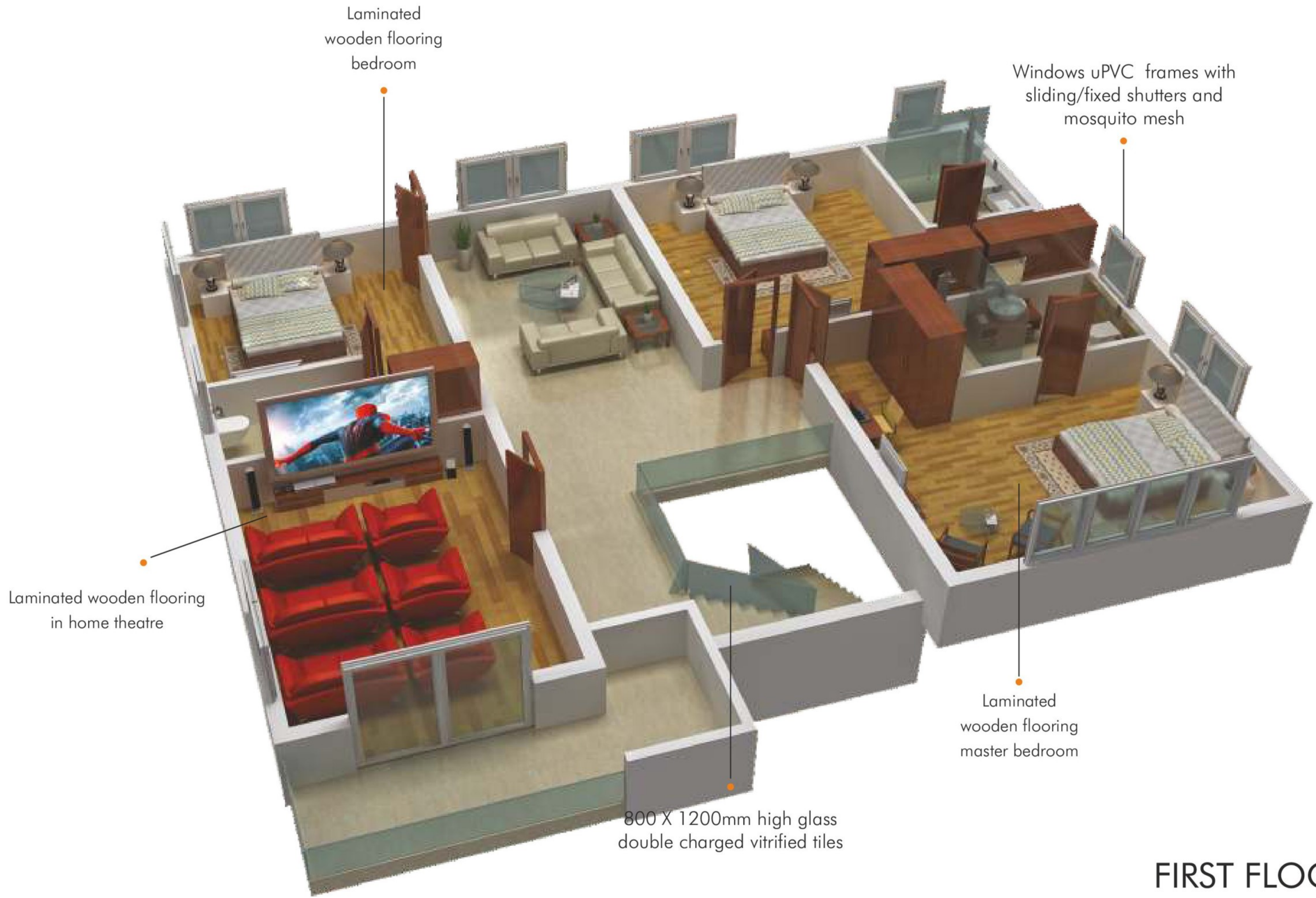
PLOT AREA - 335 SQ YDS.

GROUND FLOOR AREA - 2,155 SFT. | FIRST FLOOR AREA - 2,155 SFT. | TOTAL BUILT UP AREA - 4,310 SFT.

EAST FACING VILLA



GROUND FLOOR PLAN



Laminated
wooden flooring
bedroom

Windows uPVC frames with
sliding/fixed shutters and
mosquito mesh

Laminated wooden flooring
in home theatre

Laminated
wooden flooring
master bedroom

800 X 1200mm high glass
double charged vitrified tiles

FIRST FLOOR PLAN



INTERIORS







- Clubhouse
- Multipurpose hall
- Swimming pool
- Indoor Games
- Volley Ball
- Badminton Court
- Walking track
- Children Play area
- Tropical Landscape
- Security
- Power Back up
- water Treatment Plant

SPECIFICATIONS

STRUCTURE

External walls
Internal walls

R.C.C. framed structure with solid masonry blocks.
Anti-termite treatment for entire plinth.

8"thick
4"thick

PAINTING

Two coats of plastering with sponge finish inside and outside.
Two coats of acrylic emulsion paint over a coat of primer for inside.
High quality texture based paint on the outside.

FLOORING

800 X 1200mm high glass double charged vitrified tiles (Italian marble optional) for entrance, foyer, living, dining, kitchen and stair-case.
Laminated wooden flooring or equivalent for all bedrooms and home theatre.
Anti-skid vitrified tile flooring and wall cladding up to 8'0" height in all bathrooms.
Anti-skid vitrified tile flooring with 3'0" height dado in utility area.

KITCHEN

No counter top. Open for modular kitchen (optional)
Provision for water purifier, Exhaust fan and chimney

PLUMBING & SANITARY

Counter mounted wash basins. Wall mounted Duravit EWC's with concealed cisterns of TECE make.
Shower partitions in all toilets. Hot and cold water provision with overhead shower of Grohe or equivalent.
Solar water heater (optional). All C.P fittings are chrome plated of reputed make.

DOORS & WINDOWS

8' height entrance door-polished teak wood frame and shutter
8' height internal doors-engineered natural wood frames and shutters with laminated finish.
Windows uPVC frames with sliding/fixed shutters and mosquito mesh.

ELECTRICAL

Concealed copper wiring of Finolex or equivalent.
Switch boards of Legrand or equivalent.
Adequate power points with modular switches in all rooms and kitchen with miniature circuit brakes (MCB) of standard make.
Power point for AC's in all bedrooms, refrigerator, washing machine in utility area.

CAR PARKING

Two car parks per villa.

POWER BACKUP

100% Power backup would be provided for all villas & common areas.

LANDSCAPE

Professionally planned & executed landscape for all common areas with adequate lighting and artifacts.
Rain water harvesting pits would be planned at appropriate places.



SIGNATURE VILLAS

For Sales Contact Ph.no : + 91- 9154397216